



**THE AUSTRALIAN
TRELLIS DOOR CO.**

P: 1800 657 435

E: trellis@trellisdoors.com

www.trellisdoors.com.au

GLASS STACKING DOOR

The Australian Trellis Door Co has one of the most innovative glass stacking doors on the market. These cost-effective doors are constructed from extruded aluminium making them lightweight yet stable and strong. Perfect for shopfront tenancies, reception areas and free-standing kiosks in airports, shopping centres, hospitals, aged care facilities, hotels, clubs and banks.

DOOR OPTIONS

GS1: Internal opening panels top hung with no bottom track

GS2: Outward opening panels top hung with no bottom track

GS3: Centrally hung panels top hung with no bottom track

DOOR OPENING REQUIREMENTS The builder must provide square and level vertical members and an overhead structural support beam to within 10mm tolerance. Ramped floor levels from left to right of the opening can be catered to up to 25mm floor level deviation. Ramped floor levels externally to internally must not exceed 25mm from the centre line of the track to 1000mm either side of the track.

MAXIMUM SIZES

GS1: Maximum height of 3000mm with a maximum width of 6000mm

GS2: Maximum height of 3000mm with a maximum width of 6000mm

GS3: Maximum height of 3500mm with an unlimited width

Notes: For any door type above the maximum panel width is 750mm and the maximum individual panel weight is 40kg. Minimum height is 1000mm top of track to FFL. Where possible please consult each door design with your local ATDC representative.

OPERATION Manually operated on commercial grade rollers housed in stainless steel carriages in an overhead track, the doors can be either side opening or bi-parting, stacking to one side or both sides depending on side room clearances.

DOOR INFILL OPTIONS

Glass: 6.38mm thick clear or translucent laminated safety glass panels as standard.

Polycarbonate: 6mm thick clear or opaque polycarbonate panels for a more lightweight solution.

OPERATING SYSTEM The door is moved manually along an overhead track. The door panels are suspended from trolley rollers fitted with ball bearings, which glide in the 41mm high x 36mm wide extruded aluminium overhead track. The hardware for hanging and hinging members are comprised of stainless steel.

LOCKING Locking is via Up/Down locks mounted in the vertical stiles which secure the door in position via shootbolts into the floor only. These locks can be operated from either inside or outside of the door curtain depending on operation and stack requirements. Key cylinders are provided to disengage each lock. All locks are supplied with "construction cylinders", which are keyed-alike throughout the door. Any master keying is the responsibility of the purchaser or customer. Floor mounted sockets with spring loaded dust caps are included for each lock post.

FINISH Our standard finish is natural anodized aluminium. Powder coating to standard Dulux or Interpon colours ranges is available (at an extra cost). *NOTE: Some special finishes may extend the delivery lead time.*

STACKING POCKET SIZES An indicative stacking table is provided overleaf, but please contact your ATDC representative for confirmation before finalising your stacking cupboard design or construction.

WORKS BY OTHERS Preparation of openings to suit the Glass Stacking Door installation as per above requirements. As above overhead structural support capable of supporting the weight of the door with no deflection or sag. Recommend LVL either structural laminated timber or structural steel approved by an engineer. Provision of storage cupboards, track supports and master keying of locks (where required).

OPTIONAL EXTRAS BCA compliant egress locks for emergency exits requirements can be incorporated into any glass stacking door and are operable with single down action handle. Please contact an ATDC Technician for more information or pricing.

Australian Trellis Doors reserves the right to alter specifications without notice.



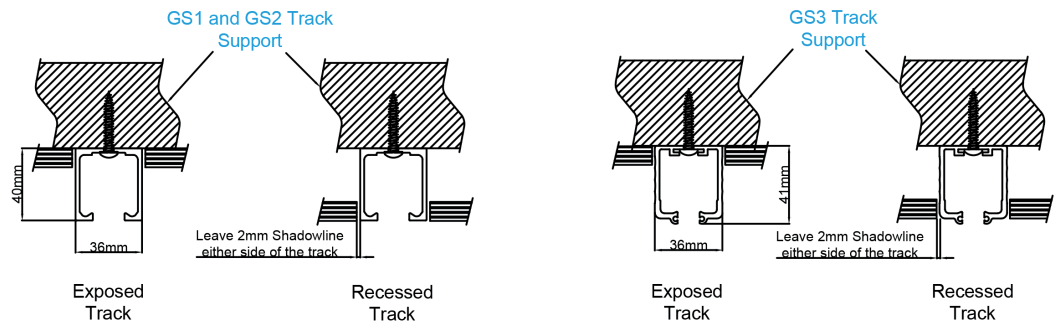
TECHNICAL SPECIFICATIONS:

STACKING SIZES

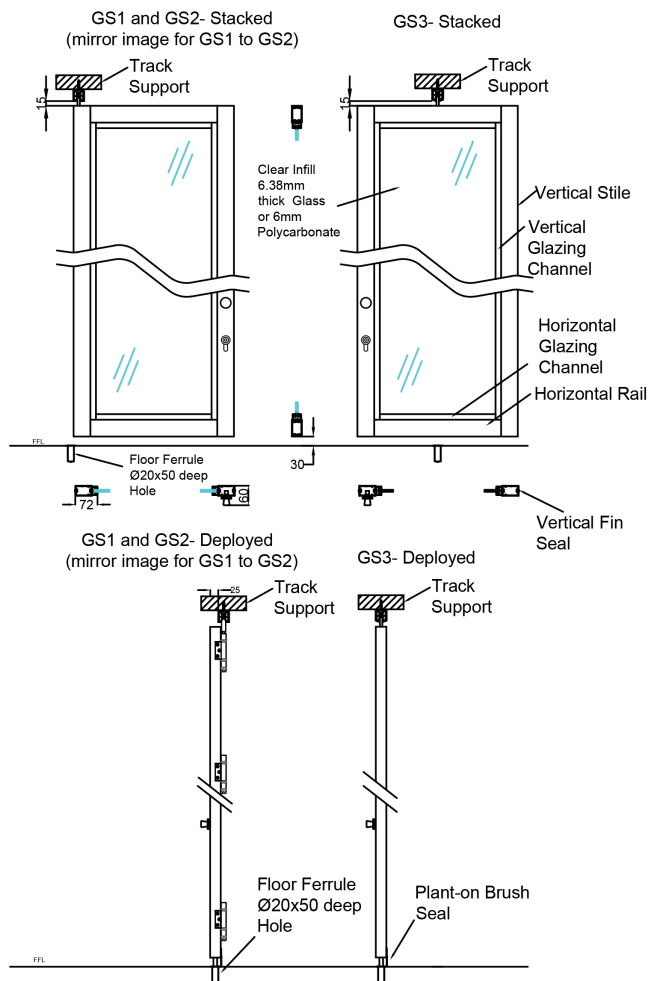
GLASS STACKING DOOR SPECIFICATIONS						
GS1, GS2 or GS3	Pocket Internal Width	Number of Panels	1	2	3	4
Left Panels	Open Width /Panels +100mm	Minimum Stacking Depth Required	80	130	180	230
Right Panels			80	130	180	230

Please note stacking sizes above are indicative only. Please consult ATDC prior to finalising your stacking pocket.

TRACK SUPPORT

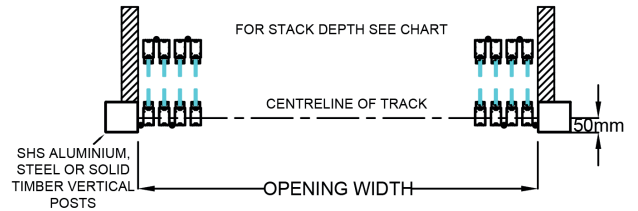


VERTICAL CROSS SECTIONS

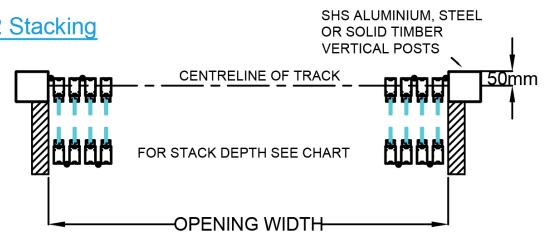


HORIZONTAL CROSS SECTIONS

GS1 Stacking



GS2 Stacking



GS3 Stacking and Storage Cupboards

